


ALERTA

SS INFO ALERT ANALYSIS






EXECUTIVE SUMMARY

When a person is being killed in about every four minutes due to road accidents (as per NCRB Report), we think that every effort that can be made to save a life should be made. SadakSuraksha.in (abbreviated as SS) is creating awareness to have safer roads for the last three years mainly through social media.

With an objective to reach out to more people and to make them a little more aware about the significance of road safety, an online initiative was undertaken as Sadak Suraksha Awareness @Schools. It was organized through the active support of schools across the nation. The prime focus is not to have a competition but to engage them constructively to become better, more informed responsible citizen.



There were five events in the program. There is no participation fee and Certificate of Participation was provided digitally free of any cost.

Sadak Suraksha Awareness @Schools – Events

- I. SS Expression (through painting, craft, fabrics etc.) [Code: SSAE] – to upload expressions about what they think about road safety, how it can be made more effective, etc.
- II. SS Info Alert (responding info questions online) [Code: SSAI] – to attempt a questionnaire presented online through our portal to ascertain their information level about road safety related issues
- III. SS Suggestions [Code: SSAS] – to upload suggestions which students like to make to improve road safety aspects
- IV. SS Activities [Code: SSAA] – to upload activities carried out by schools on road safety issues
- V. SS SP Storyline [Code: SSASP] – to upload storylines from students suggesting actions that can be carried out by Sadak Pappu and Sadak Suraksha communicating road safety issues. SadakSuraksha.in got created and copyrighted two characters viz. Sadak Pappu and Sadak Suraksha. Sadak Pappu is a male naughty character who uses road erratically whereas Sadak Suraksha is a female character who suggests rules, regulations or right way of using road. Sadak Suraksha corrects Sadak Pappu on his erratic or wrong driving.



The Online Initiative 'Sadak Suraksha Awareness @Schools - Season 1' was carried out from Jan. 11 to Feb. 28, 2018. Schools across the nation were requested to allow their students to participate.

Overall Summary of Participation

- Registration from Schools: **209**
- Number of States from where students participated: **20**
- Total participation entries made under five events: **2178**
- Number of uploads under 3 events: **501**
- Number of students that took SS Info Alert: **908**

Overwhelming response was received from the schools and the students across the nation. Students from Andhra Pradesh, Bihar, Chandigarh, Chhattisgarh, Delhi, Gujarat, Haryana, Jharkhand, Karnataka, Kerala, Madhya Pradesh, Maharashtra, Odisha, Punjab, Rajasthan, Tamil Nadu, Telangana, UP, Utrakhnad and West Bengal participated in the program.

Entries from SS Expression, SS Suggestion & SS Activity have been displayed on our main portal SadakSuraksha.in. **Anybody can view, like, rate and share.** Link is also given in the certificate in QR code form so that students share their work forever. It will help them and their near and dear ones to keep reminding about road safety aspects.

ALERTA is a report about data representation of SS Info Alert for Season 1 in which 908 students participated from nine states across the country. Twenty schools participated from nine states viz. Delhi, Haryana, Jharkhand, Maharashtra, Odisha, Punjab, Rajasthan, UP and West Bengal across the country.

Numbers – Students & Schools				
States	Categories			Total
	A	B	C	
Delhi	67 [2]	84 [2]	4 [1]	155 [3]
Haryana	26 [2]	43 [3]	90 [2]	159 [4]
Jharkhand	-	18 [1]	11 [1]	29 [1]
Maharashtra	17 [1]	50 [2]	-	67 [2]
Odisha	-	20 [1]	-	20 [1]
Punjab	78 [1]	183 [2]	-	261 [2]
Rajasthan	9 [1]	72 [3]	27 [2]	108 [4]
UP	-	34 [1]	24 [2]	58 [2]
West Bengal	-	51 [1]	-	51 [1]
Total	197 [7]	555 [16]	156 [8]	908 [20]

Figures in brackets represent number of schools.

Percentage of Correct Responses				
States	Categories			Overall
	A	B	C	
Delhi	73	72	57	72
Haryana	61	75	62	65
Jharkhand	-	78	68	73
Maharashtra	60	69	-	67
Odisha	-	71	-	71
Punjab	42	57	-	53
Rajasthan	65	77	76	76
UP	-	69	65	67
West Bengal	-	69	-	69
Overall Percentage	58	67	65	65

Since SadakSuraksha.in organised the program as an awareness initiative and not as a competition, we choose not to compare between the figures in this document. The details are placed as data to be used by different stakeholders in whatever manner they deemed fit. State-wise percentage of correct responses is presented for all 95 questions asked under three categories.

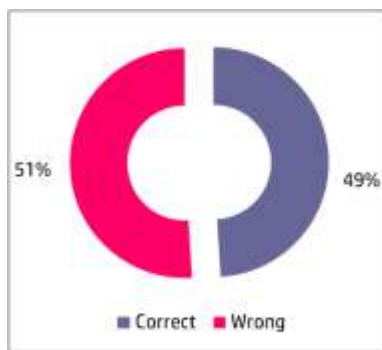
ALERTA presents the response statistics from the students for each question. A keyword is given for each question indicating the area of the question like overtaking, sign etc. Overall percentage of correct responses is given as pie chart whereas average percentages of correct responses for each state are depicted as bar chart.

SadakSuraksha.in has come out with a few parameters to comment on each question based on correct responses, obviousness or commonness of subject area of the question and the level of the students (category).

Parameters are importance of the question, efforts required from parents and school, and the efforts required for increasing awareness on the subject area of the question. The objective of including the comments is to initiate a series of discussion on each area amongst different stakeholders so as to raise awareness about various road safety aspects.

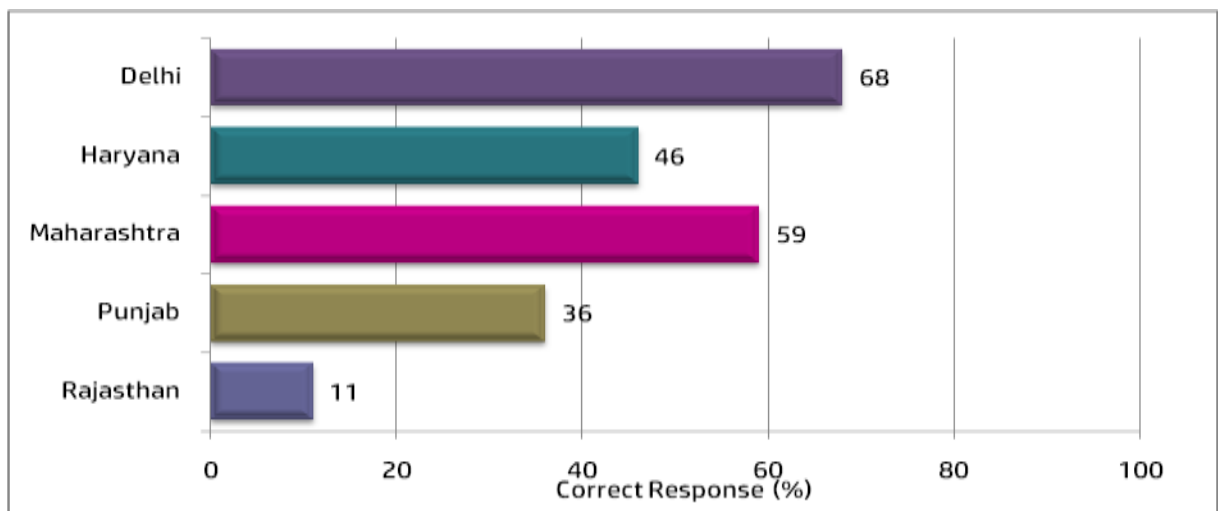
One of the questions asks whether the overtaking when approaching a bend is permissible. The question was asked from the students of Category A (Class III-V). Overall about 50% gave the correct answer whereas 68% of the Delhi students knew the answer. Only 11% of Rajasthan students knew it correctly. The question gets a rating of 4 out of 5 in terms of importance considering subject area, level of students and response rate, a rating of 2 for how much parents should be concerned that their child should be knowing it, a rating of 4 for how much school should make efforts to let the students know it; and a rating of 4 for how much awareness efforts should be made by all stakeholders so that correct information is reached upto the students.

Sample Chart on Question on Overtaking while Approaching a Bend



COMMENT

- Importance: ○○○○○
- Parents: ○○○○○
- Education: ○○○○○
- Awareness: ○○○○○



Data presented in ALERTA is mainly for information so as to raise awareness on road safety issues.

AVOID ACCIDENTS. SAVE LIVES.